

Welcome to the webinar

Topic

How innovation drives efficient mobile security



host:
Henk de Haan
CEO Telescopic Mast



speaker:
Frederick Jacobs
CEO & Founder of Secury360



speaker:
Stéphane Verment
co-founder of NXGen

Agenda

10.00 Welcome and introduction

10.15 How innovation drives efficient mobile security"

11.00 Q&A

Key drivers in the fast growing market for Mobile CCTV Security

- Attractive business model with recurring rental revenues
- Need to minimizing damage, loss or delay in projects
- Construction Health & Safety rules
- Cost savings versus Security Officers (hourly rates)
- Scarcity of Security officers
- 3/4/5G Network ensures 24/7 coverage
- (AI) Technology resulting in reliable detection



Benefits of Mobile CCTV Security

- Protects people, sites and assets – all weather conditions
- Temporary installation to capture intruders early
- Ability to detect perimeter intrusion at night with thermal options
- Fast to deploy – and flexible once on site
- Provide a highly visible deterrent – (great for branding)
- Off Grid power options
- More cost-effective than traditional guards (60% Savings)

Typical applications for temporary CCTV Towers

- Construction and industrial site security
- Railways and roadworks
- Crowd monitoring/control & Event management
- Traffic monitoring
- Reducing cable and metal theft
- Protecting critical infrastructure
- Wind- and solar farm security
- Supporting Security Officers
- Protecting vacant properties
- Preventing and minimising fire risk
- Crime hotspots such as car parks or isolated locations

About TelescopicMast

- Netherlands based
- 25 years experience in steel products
- 100% Focus on Security Towers
- > 200 customers in 20+ countries
- Direct delivery from our warehouse United Kingdom, Germany, the Netherlands or USA



Benefits of Telescopic Mast Towers


- 'JUST' a heavy duty galvanized tower – for you to build the end solution
- High Quality – incl **ISO and CE (TÜV Rheinland)** certification
- Designed for easy installation (mast top, cable chain, room for equipment)
- Easy to transport with forklift slots and mounting points
- Can be deployed by a single person
- Very stable – incl. steel cables reducing vibration and false alarms
- Vandal resistant with two lockable top covers protecting equipment inside
- Highly visible way to promote your solution with four large panels

A growing family...



New: MSB XL *Extra large*

- Size:
114 x 114 x 250cm
- Total height:
6 – 9 Meter



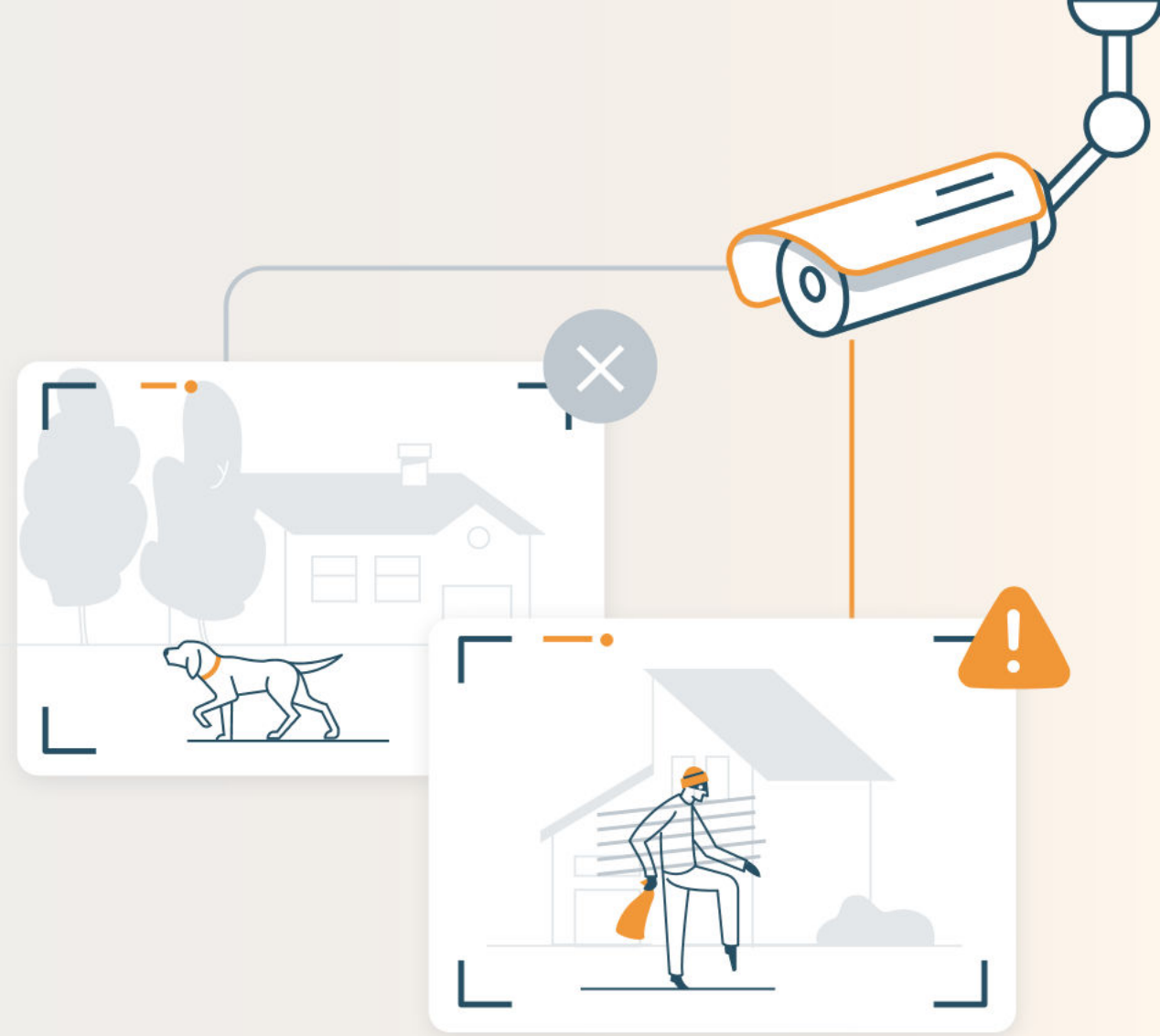
How about **p**owder
coating your fleet...



Agenda

- 10.00 Welcome and introduction
- 10.15 How innovation drives efficient mobile security"
- 11.00 Q&A

How innovation drives efficient mobile security




Cloud AI

Secury360 installed on

location

- ✓ Alarm
- ✓ AI
- ✓ VMS
- ✓ LTE



NXG in control room

- ✓ Quick verification
- ✓ AI
- ✓ Analytics



We're on a mission to secure global properties from the outside, revolutionizing the way security is approached.



The problem



Existing perimeter detection solutions **lack affordability and reliability.**



Camera AI inaccuracies result in excessive false alarms.



Installers invest **excessive time** in configuring and updating security setups.



Control rooms experience **inefficiencies due to false alarms.**



“When we took over Group Jennes, the wife of the previous manager wished my wife good luck with those false alarms. We experienced it firsthand...

I used to have 2-3 false alarms every week with the traditional alarm system. It was impacting my personal life.”

Wouter Eeckeleers, CEO Group Jennes

The solution



Achieve precise detection through the synergy of **edge AI and cloud AI**



Streamlined installation and setup process thanks to the **partner portal**.



Empower users with control via a feature-rich **mobile app**

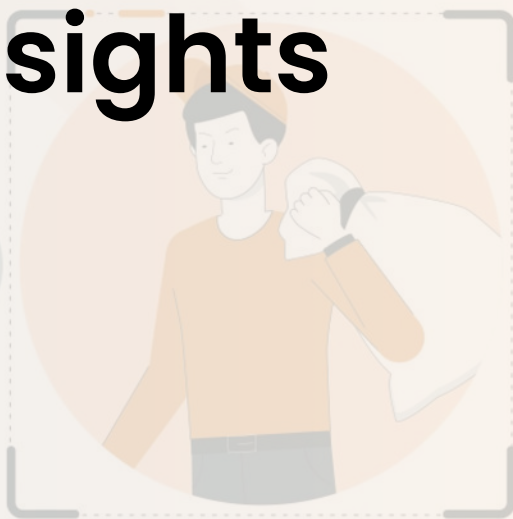


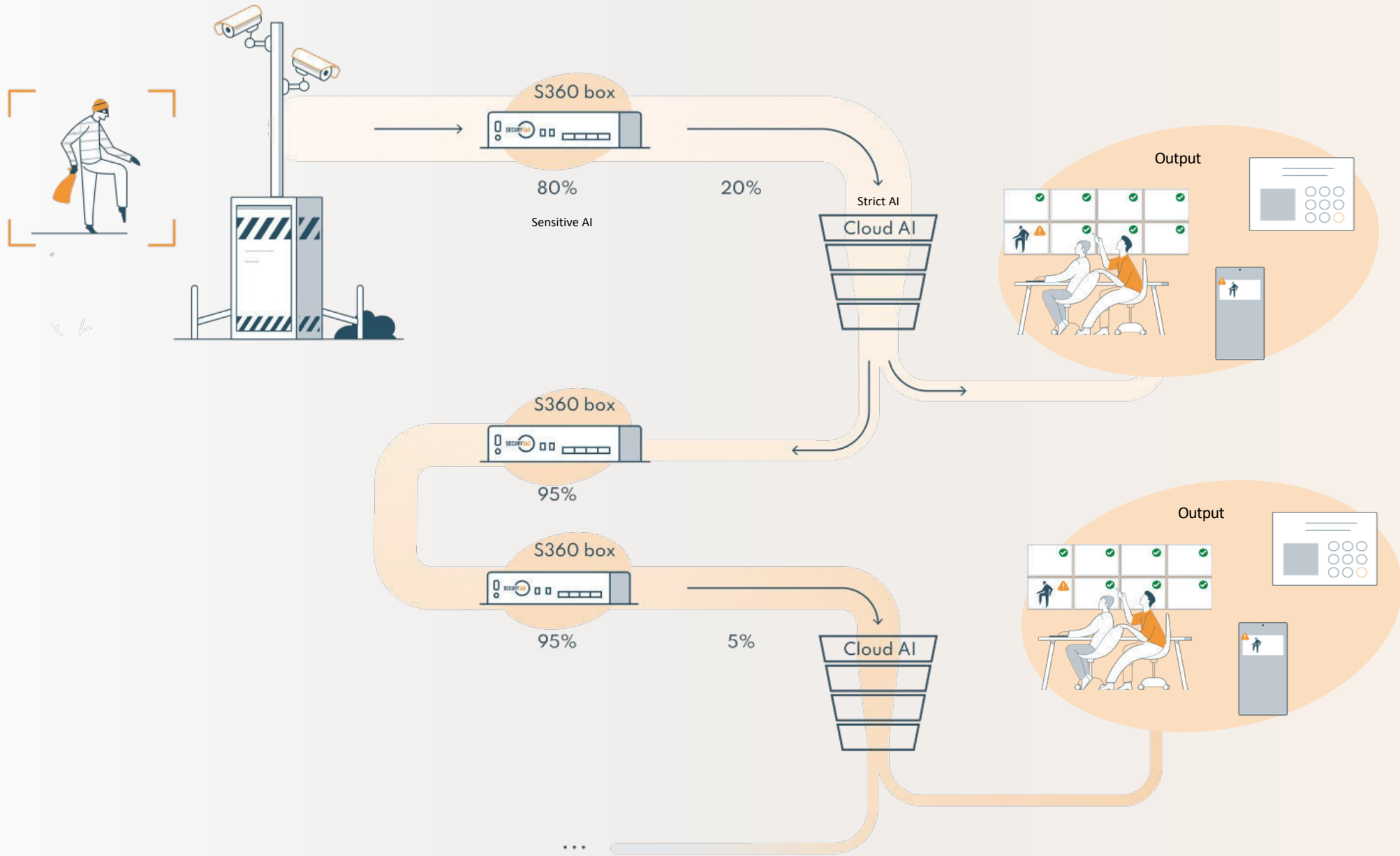
“Compared to other AI solutions, it is much easier to designate detection zones in the software. The interface with the control room also increases efficiency.”

Steven Verrept, General manager Betaguard



Cutting-edge product insights








S360 Box. Under the hood of Secury360.




 NetworkOptix
VIDEO. POWERED.


 Designed and made in Belgium 


 5 years warranty

 4G on-board

 Expanded storage capabilities with 3.5" HDD with drivebay

 Optional cooling for 3.5" HDD

 Future-ready camera expansion from 6 up to ...

 VMS function with NX

Exploring the power of our Partner Portal

The screenshot shows the Security360 Partner Portal interface. At the top, there is a navigation bar with the Security360 logo and menu items: Administrator, Dashboard, Clients, Academy, Invoices, and Marketing. The user is logged in as 'Hello, frederick@security-360.com'. Below the navigation bar, there is a 'Clients' section with a search bar and a table of clients. The table has columns for Name, Company, Location, Terms & Conditions, S360 BOX states, AI, # Cameras, and Actions. The first client is 'Dummy Test user' with location 'test' and 0 cameras. The second client is 'Frederick Jacobs' with location 'Zonhoven' and 1 camera. Below the table, there are details for two cameras: 'Camera 1: Achterkant' and 'Camera 2: Bosch'. Each camera detail includes a thumbnail image and a 'View Livestream' button. A calendar for July 2023 is also visible in the top right corner of the client details section.

Partner portal

Centralized management of installations and customers making it easier to install and update remotely.

The screenshot shows a live camera feed of a construction site. The main view is a large, flat, brown dirt area with some wooden pallets and construction materials. In the top right corner, there is a control panel with a 'ZONE' button and a 'PRIVACY MASK' button. Below these buttons, there is a 'ZONES' section with a list of zones and an 'add group' button. At the bottom of the control panel, there are 'Save zones' and 'Cancel' buttons. The camera feed is labeled 'Zone 1' and 'IPC'.

Partner Portal: Box settings and I/O's

The screenshot displays the Security360 Partner Portal interface. At the top, the navigation bar includes the Security360 logo, user role 'Administrator', and menu items: Dashboard, Calculator, Clients, Academy, Sales, Invoices, and Marketing. The user is logged in as 'Hello, rana@security-360.com'. The main content area is titled 'Visuatch Office - Visuatch' and contains a navigation menu with icons for Client Details, S360 BOXES (highlighted), Checklist, Pictures, Logs, Integrations & API, and Accounts. Below the menu, the 'S360 BOXES' section features a '+ Add' button and a search bar. A table lists the system state for a specific box (S360N12011029L3NDF), showing it is 'Running'. Below this, another table lists camera configurations with columns for #, Network, Name, Brand, IP, Port, Username, Password, State, and Actions. The camera list includes Bosch, Hikvision, and Dahua.

SerialNumber	State	System state	Deployment	Cameras & config mode	AI	Actions
S360N12011029L3NDF	Running			3 - Off (Turn on)		...

#	Network	Name	Brand	IP	Port	Username	Password	State	Actions
1		Bosch		192.168.5.50	554	service	Visi****	Inactive	...
2		Hikvision		192.168.5.51	554	admin	Visi****	Active	...
3		Dahua		192.168.5.52	554	admin	Visi****	Active	...

Partner Portal: Integrations and API

The screenshot displays the 'Integrations & API' section of the Partner Portal. At the top, the 'SECURITY360' logo is on the left, and navigation links for 'Administrator', 'Dashboard', 'Calculator', 'Clients', 'Academy', 'Sales', 'Invoices', and 'Marketing' are in the center. The user's name 'Hello, rana@security-360.com' is on the right. Below the navigation bar, the page title is 'Visuatch Office - Visuatch' with a subtitle 'Manage details and S360 installation' and a 'Back to overview' link. A horizontal menu contains icons for 'Client Details', 'S360 BOXES', 'Checklist', 'Pictures', 'Logs', 'Integrations & API' (highlighted), and 'Accounts'. The main content area is divided into two sections: 'Control Room Integration' and 'API'. The 'Control Room Integration' section features a dropdown menu labeled 'Select integration(s)' and an orange 'SAVE' button. The 'API' section includes a light blue informational box stating: 'Click on the generate button to generate your own private API subscription key for this client. This key can be used to authenticate our public API to control the S360BOX.' Below this box is a dark blue 'Generate' button with a key icon.

Partner Portal: Calculator

The screenshot displays the 'Calculator' section of the Partner Portal. At the top, there is a navigation bar with the following items: Administrator, Dashboard, Clients, Academy, INVOICES, Marketing, and Calculator. On the right side of the navigation bar, the user's name 'Hello, frederick@secury-360.com' is displayed next to a profile icon.

Below the navigation bar, the 'Calculator' section is titled 'Calculator' with a subtitle 'Create new or edit existing projects'. There is an 'Actions' button in the top right corner of this section.

The main content area features a table with the following columns: Name, Address, Reference, Camera count, and Actions. A search bar is located to the right of the table. The table contains one row of data:

Name	Address	Reference	Camera count	Actions
Secury360	Industrieweg-Zuid, Zonhoven, België	Secury360	2	...

Below the table, there is a pagination indicator showing '1 of 1 pages (1 items)'. A blue vertical bar is visible on the right side of the page.

At the bottom left, the copyright information reads 'Copyright © 2023 - Secury360'. At the bottom right, there is a 'Support' link.

Security on the go with the mobile app



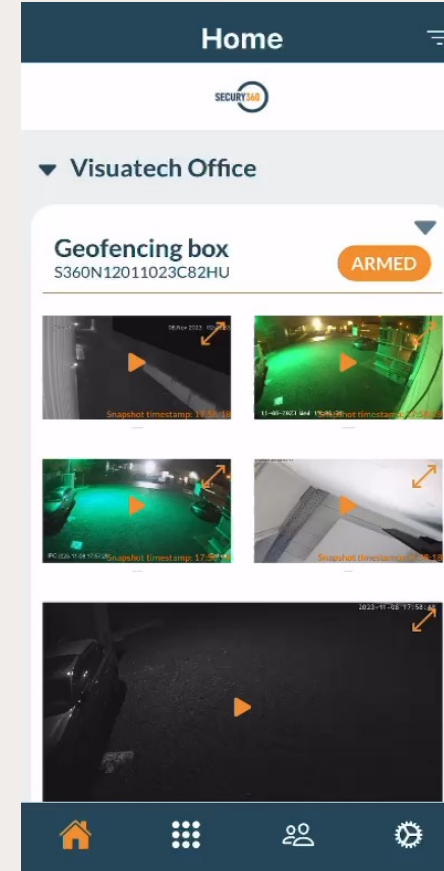
Intruder notification: Receive 10s clips when an intruder is detected with a push notification. Watch clips and live video in the app.



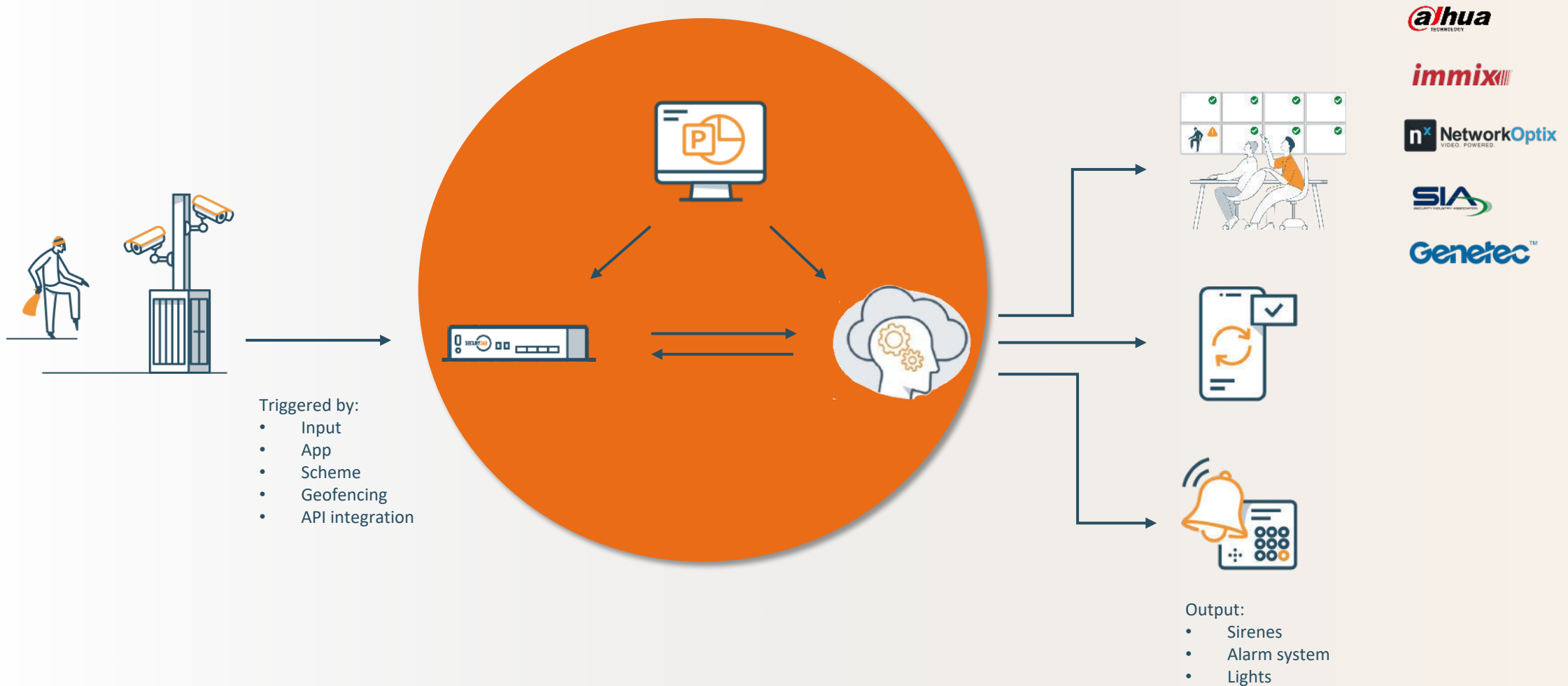
Scheduling: Change the schedule easily in the app taking away the necessity to contact the installer/control room when there is a change.



Geofencing: Automize your security system by enabling and disabling the box when entering or exiting the premises.



The inner workings of Secury360

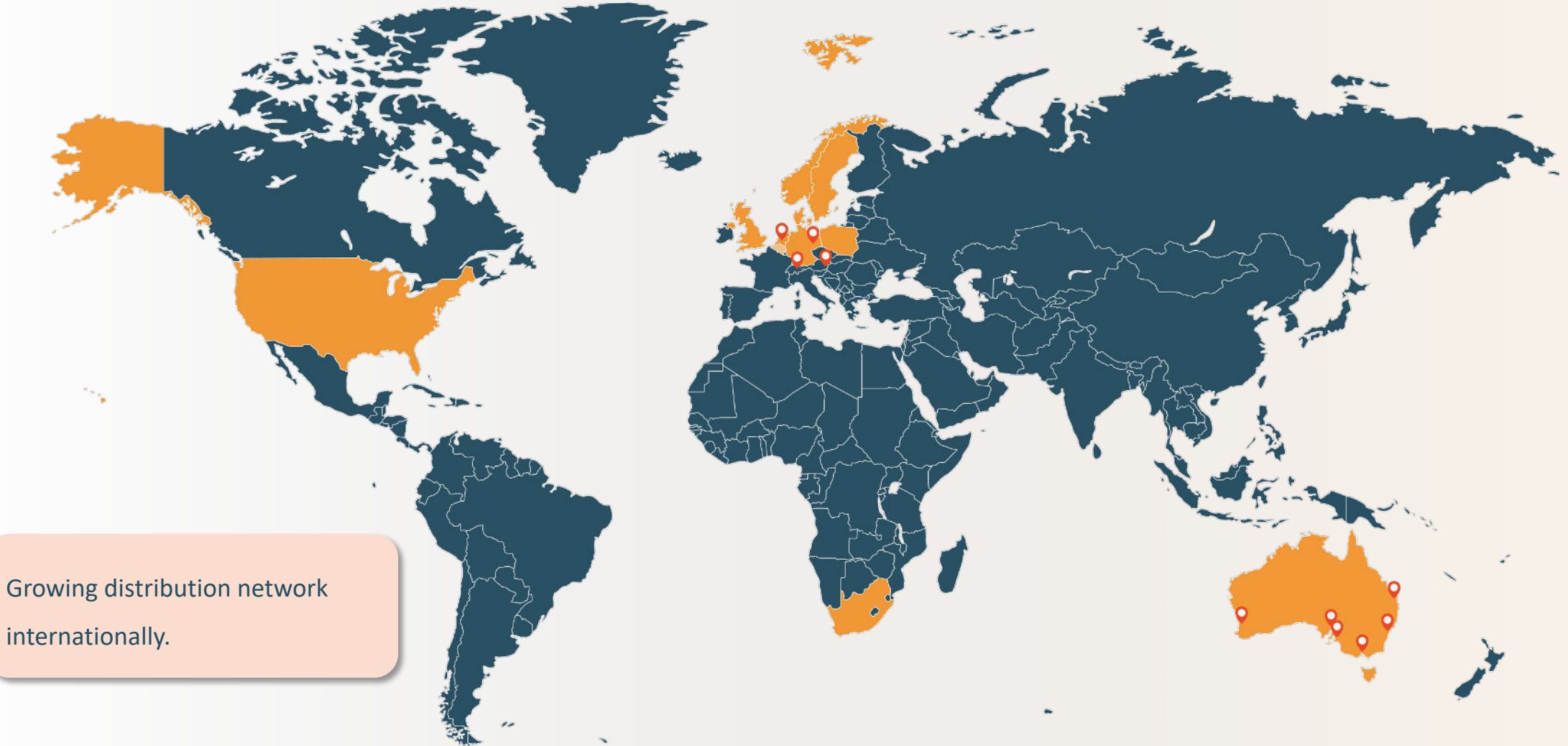


Selected partners



Our array of established partnerships with renowned names like Dahua, Hikvision, Axis, and Network Optix serves as a resounding validation of our stature within the security domain. These collaborations stand as a testament to our recognized worth and strategic position within the industry.

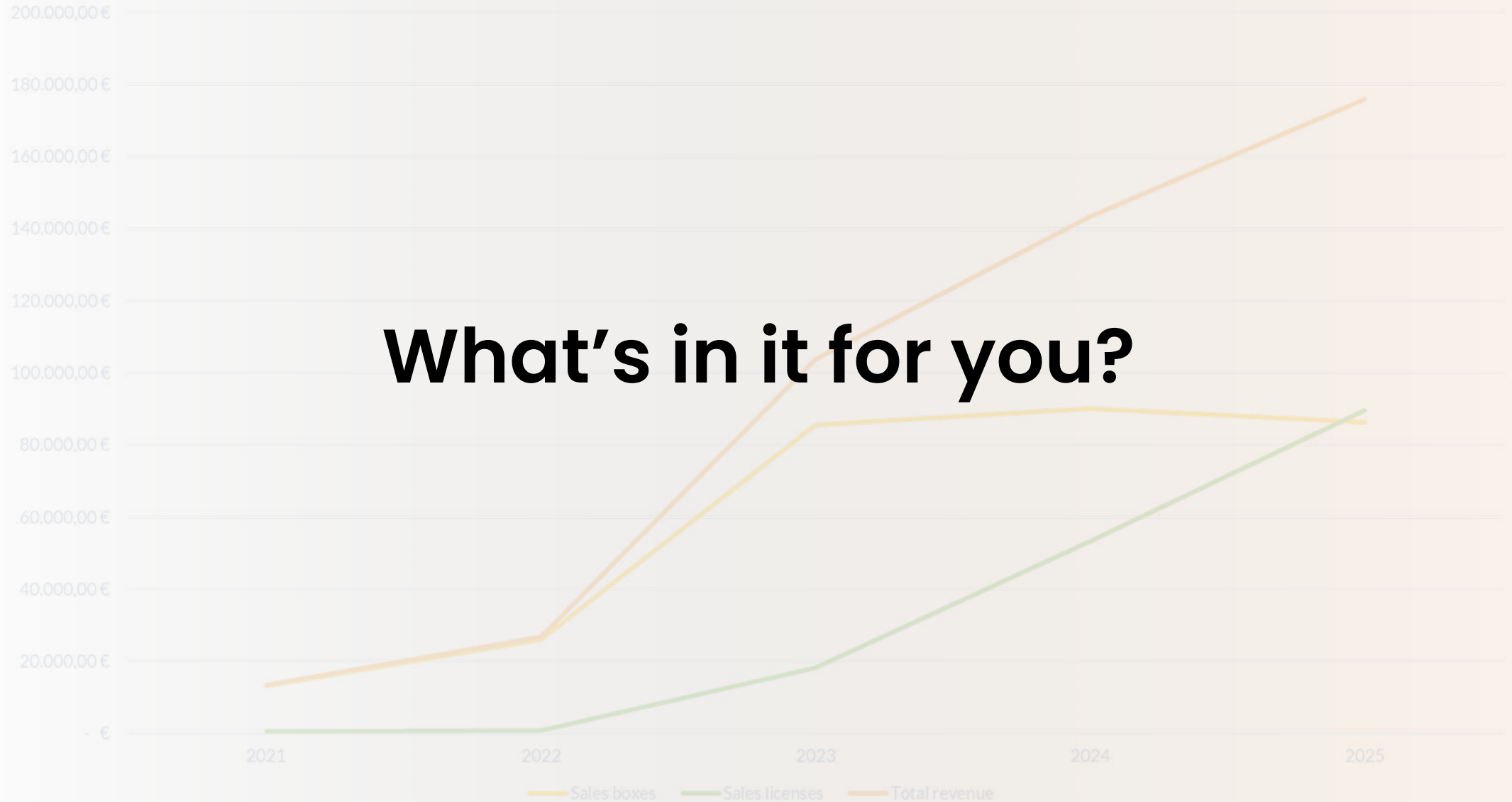
Our partner network



Growing distribution network internationally.

GDW Security

What's in it for you?



Unlocking opportunities

Your journey to revenue growth and market differentiation

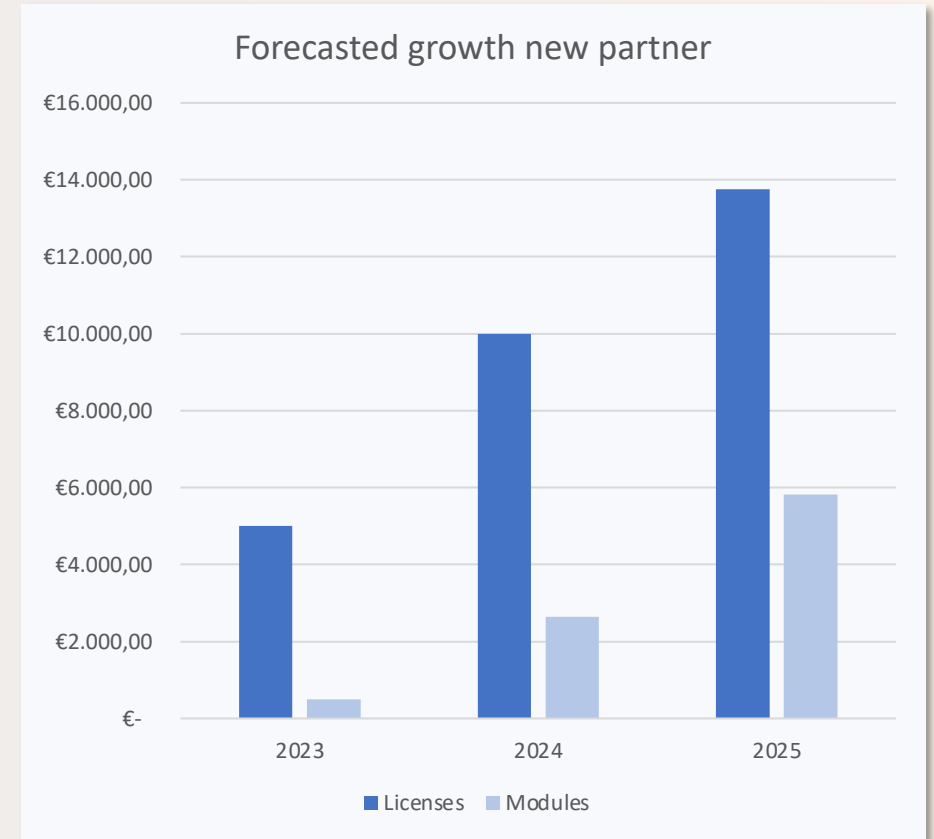


Every S360 box sold translates into recurring revenue opportunities



Secury360 sets you apart as an industry frontrunner.

Build a consistent income stream with our innovative solution.



Simplified installation process

Save time and resources with every installation



Effortless integration: Easily attach the S360 box to existing camera setups.



Quick setup: Click-and-go installation process saves time and effort.



Future-ready: Remote updates ensure your installations are always up-to-date.

The screenshot displays the 'I/O CONFIGURATION' interface for a camera system. It features a progress bar at the top with three steps: 'PARTITIONS', 'I/O CONFIGURATION' (the current step), and 'CONFIRMATION'. Below the progress bar, there are instructions for the configuration process. The main area is divided into 'OUTPUT' and 'INPUT' sections. The 'OUTPUT' section shows four columns with labels like 'AO1', 'N/A', 'SO1', and 'N/A'. The 'INPUT' section shows six columns with labels like 'PI1', 'N/A', 'N/A', 'EI1', 'EI2', and 'EI3'. To the right, there are 'Available output actions' and 'Inputs' sections with various toggle switches. At the bottom right, there is a 'System output switch' section with a 'Toggle' and 'Pulse' option. Below the configuration interface, there is a live camera feed showing a hallway with a glass partition. The feed includes a timestamp '22.Aug.2023 09:43:26' and a '00' indicator in the top right corner.

Streamlined management

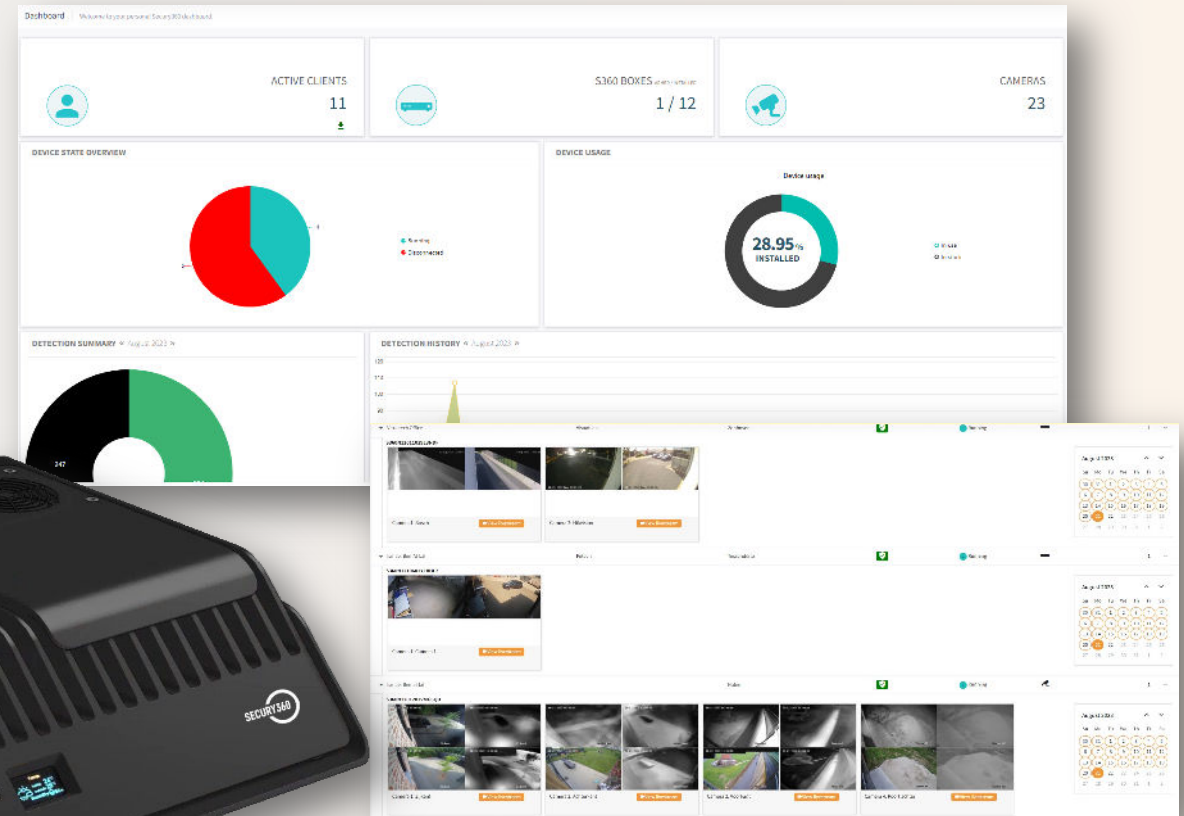
Manage your customer portfolio with ease



Partner portal access: Manage all installations from a single, user-friendly dashboard.



Client portfolio management: Effortlessly organize and oversee your client base.



Dependable perimeter detection


Be the installer your customers can rely on



Brand excellence: Enhance your brand reputation with a reliable solution.



Seamless functionality: Provide clients with a system that consistently delivers results.



Real-world impact



Detections on construction sites



Installer insights



“Being able to adjust the schedule, to see spotless camera images and detection clips in the app, are mentioned by our customers as the biggest advantages. Partly as a result, we also see a tripling of the number of rented masts in a short time.”

Patrick Dieleman, Business Manager



**Your journey to success starts here.
Partner with Secury360 and be at the
forefront of innovation.**



NXGEN – Who we are

- Swiss Tech Company based in ZRH.
- Founded by security and telecommunication industry veterans in 2019.
- Focused on providing a cloud based management platform **interconnecting various technologies** (security, fire, video, access, iot) under one single user interface.
- Enabling highly efficient **event and alarm management** incl. high automation level.
- **AI** supported features like Video-False-Alarm-Filtering.
- On demand activation of 3rd party applications via our **Marketplace** – further Security analytics, Parking Management, Retail, Production Quality monitoring, Leak detection and more.
- Sales focus on continental Europe, fast growing community of users (CMS, SI, Endusers).

Yves
NEUHAUS
CEO




Strategy,
Finance &
Partnerships

Stephane
VERMENT
CSO



Sales, Business
Development,
Partnerships &
Marketing



GENESIS – The Platform

1 DETECTION

CUSTOMER SITE



VIDEO
AUDIO / PIR / I/O



INTRUSION &
FIRE PANELS



IOT
SENSORS



BUILDING
AUTOMATION



ACCESS
CONTROL

HUMAN / M2M



SMS



EMAIL



CALL



SLACK 3rd PARTY APPs

2 SECURITY MANAGEMENT

EVENTS

VIDEO

ALARMS

Mobile Networks



Internet /
IP Network Services

GENESIS SERVICE PROVIDER PLATFORM



UNIFIED USER INTERFACE



Alarm & Event
Management



Mobile Security
Management



Building Security
& Management



Support Services (Map,
Subscription, CRM)

MULTIPROTOCOL
RECEIVERS

EVENTS

REMOTE
TRIGGERING

3 VERIFICATION

AUTOMATED AND/OR OPERATOR, SI, ENDUSER



VIDEO
VERIFICATION



ML ANALYTICS:
Intrusion / Loiter / Face /
OCR / ALPR / Tamper



SMS /
TXT2SPEACH



DATA ANALYTICS
& CORRELATION

4 INTERVENTION

EFFICIENT MANUAL AND/OR AUTOMATED REMOTE REACTION



ZWAVE
AUDIO



LIGHTNING



ACCESS



INTERCOM



BMS



OTHER
SYSTEMS



EMERGENCY
CALL



CMS
PARTNERS



MAINTENANCE
PARTNERS







Growing Ecosystem

Video Edge

Video VMS

	
	
	
<u>Intrusion PIRcam</u>	
	
	
<u>GPS Tracking</u>	<u>Energy Fuel Cell</u>
	






Radar


<u>Retail Computer Vision</u>

<u>Production Quality</u>

<u>Parking Management</u>
S O NAH


Leak Monitoring



<u>Temperatur Sensors</u>

<u>Car Diagnostics</u>

<u>Operational Software</u>




Genesis | Device x Partner Portal | Secury360 x Genesis | Accounts x +

muster.nxgen.cloud/configuration/device/a8969608a70a45089703f0bf381099a2

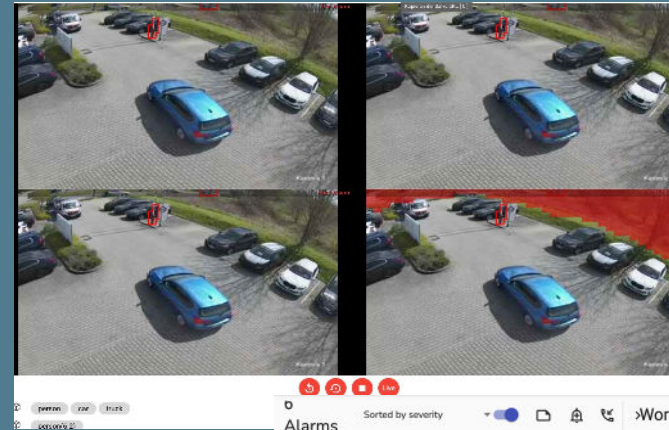

Overview Sensors / Actors Analytics Audit Dashboard

Device Name
Secury360Receiver Active Report Events [Edit](#)

Manufacturer:	NXGCloudNvr	Serial No:	12345678	Active Sensors:	1
Site:	TestSite_S360 	Firmware Version:	1.0.0	Available Sensors:	1
Location:	Not available	FW Last Updated:	Not available	What3Words:	Not available

 © 2023 NXGEN TECHNOLOGY AG

Typical Operator Setup



Alarms Sorted by severity

- motion.event_S0013 - 4 - KÜA vor 2 Minuten
1 Alarm, [View](#)
- evalink talos is already working on Kameraausfall-Global V1.0 [View](#)
- Auslösung Rot/Gruen V1.4 [Assign to me](#)
- motion.event_B573 - vor einer Minute
1 Alarm, [View](#)
- Auslösung Rot/Gruen V1.4 [Assign to me](#)
- motion.event_S0011 - vor ein paar Sekunden
1 Alarm, [View](#)
- Auslösung Rot/Gruen V1.4 [Assign to me](#)
- motion.event_... - vor ein paar Sekunden
1 Alarm, [View](#)
- Auslösung Rot/Gruen V1.4 [Assign to me](#)

Workflows Assigned to you

Open workflow after assignment

Clear

You currently don't have any alarms assigned.

Few Screenshots

Search

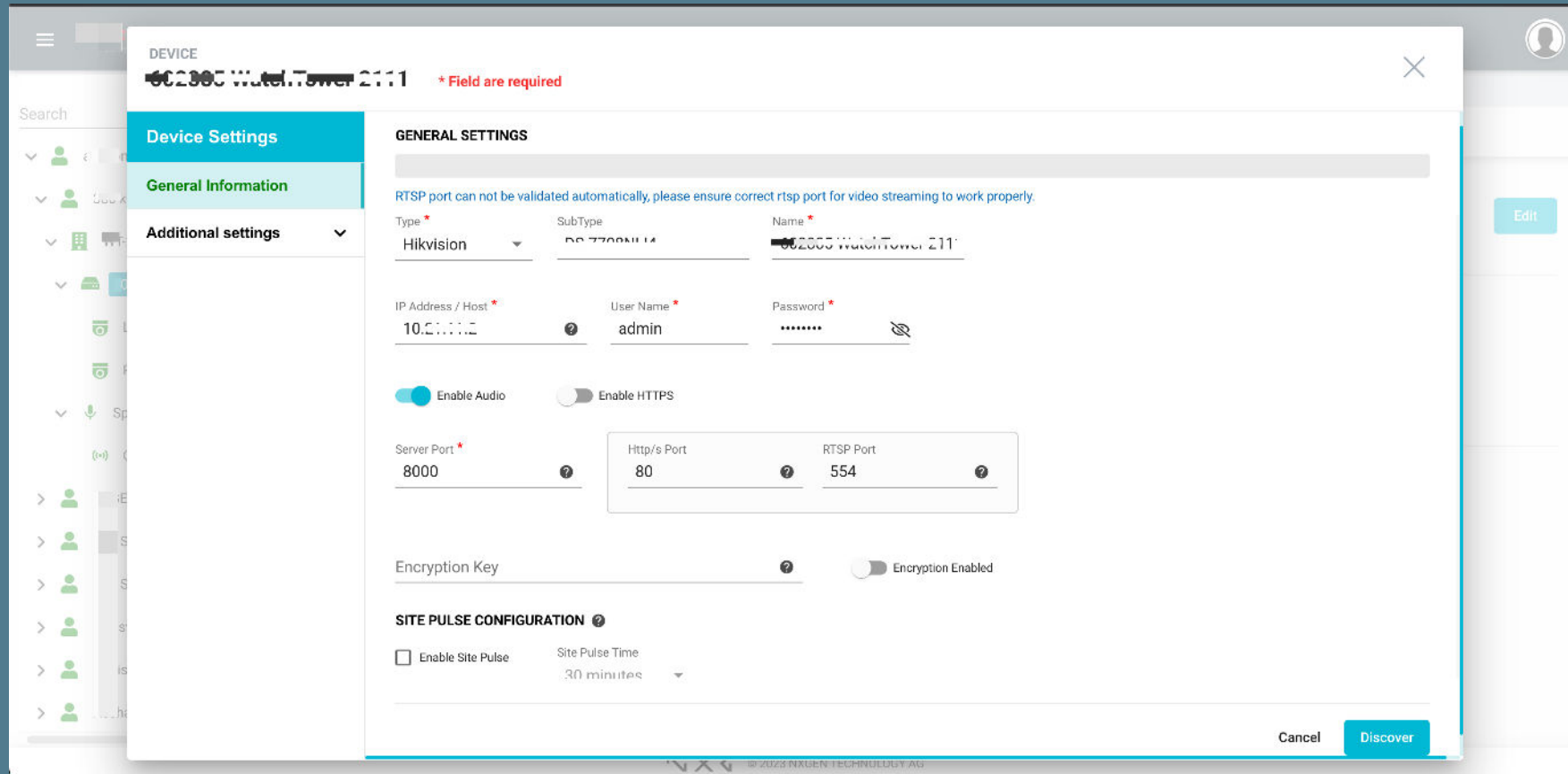
- ✓ SICHERHEIT AG
- ✓ WT-21
 - ✓ WatchTower 211
 - Left
 - Right
 - Speaker
 - Genesis Audio

Overview Audit Dashboard

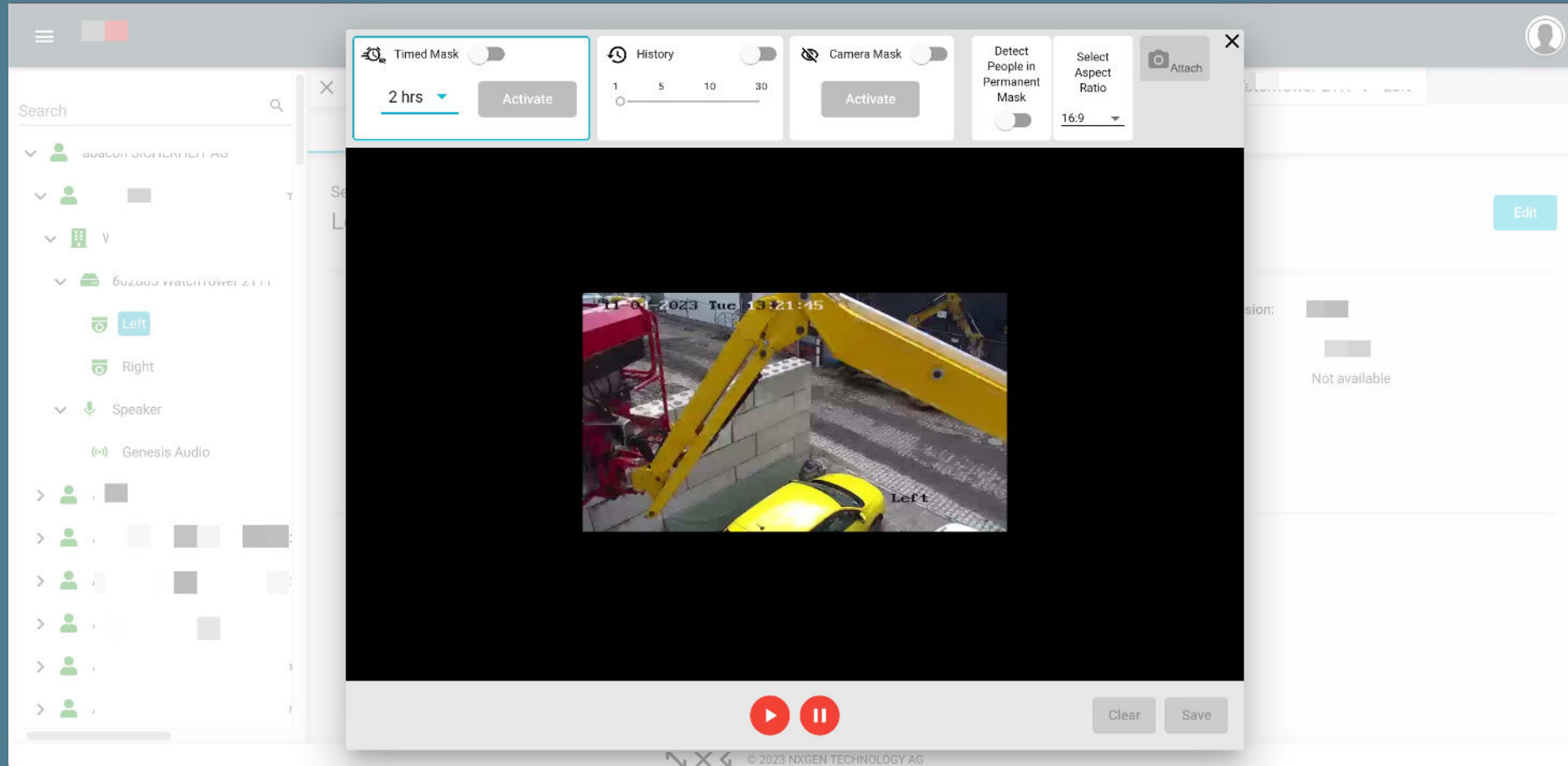
Sensor/Actor Name: **Left** Active Report Events [Edit](#)

Type:	camera	Device Name:		Hardware Version:	1.0.0
Manufacturer:	HIKVISION	Site Name:	WT-211	Location:	52.00000 10.00000
Video Mask:		Firmware Version:	1.0.0	Zone:	Not available

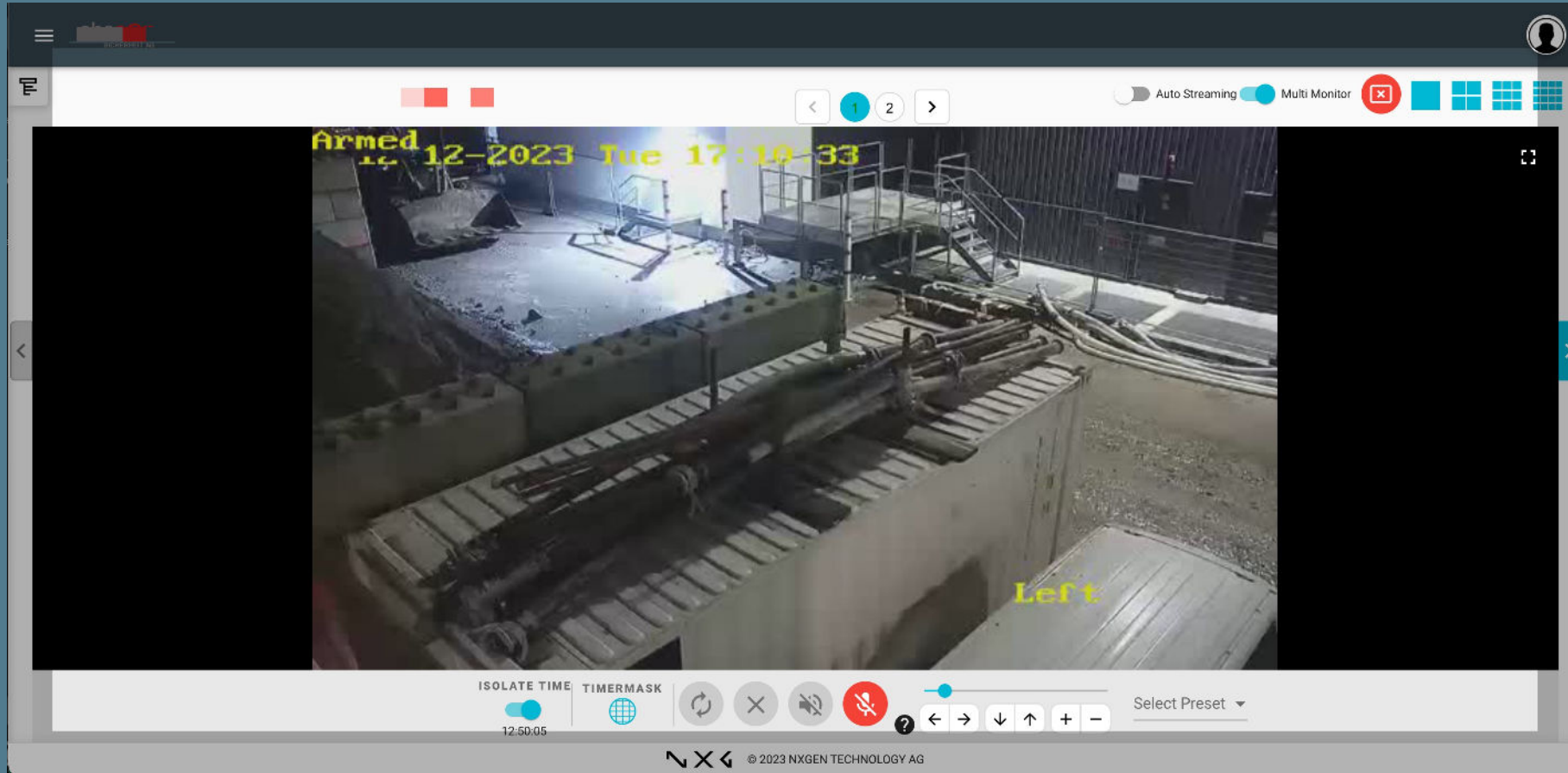
Few Screenshots



Few Screenshots



Few Screenshots



SUMMARY



- **Cloud-based** Alarm- and Event-Management-Platform, fully serviced, monthly updates.



- **Subscription-based services** for smart site, people and asset security.



40,-



- **High automation level** for best operation efficiency, systems and processes connected under **one intuitive single user interface**, AI-supported features like **Video-False Alarm Filtering**.



2,-



3,-



- **Flexible and fast integration** – Cloud2Cloud or API based.



0,75



9,-/Channel

247



EN Grade Alarm Management

